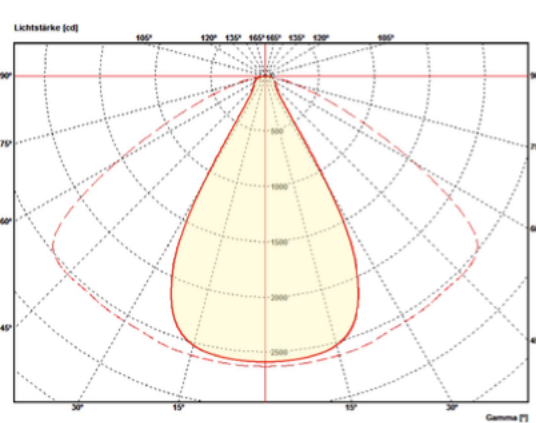


# ECHOLED® LINEAR LED

Das Leuchtmodul EchoLED® LINEAR LED mit unterschiedlichen Lichtfarben und Dimensionen.

TYP	ARTIKEL	B x H x T (in mm)	LICHTFARBE	LUMEN	SYSTEMLEISTUNG
M 3000	ELI0030K142000A	1420x69x90	3000K	4200lm	33W
L 3000	ELI0030K198000A	1980x69x90	3000K	5400lm	41W
M 4000	ELI0040K142000A	1420x69x90	4000K	4700lm	33W
L 4000	ELI0040K198000A	1980x69x90	4000K	6100lm	41W

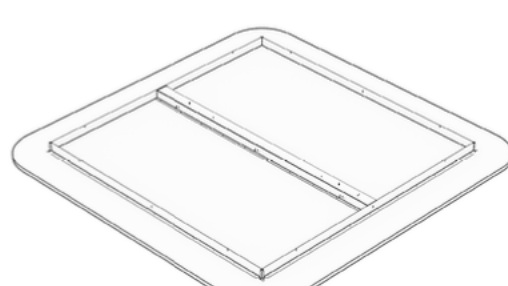
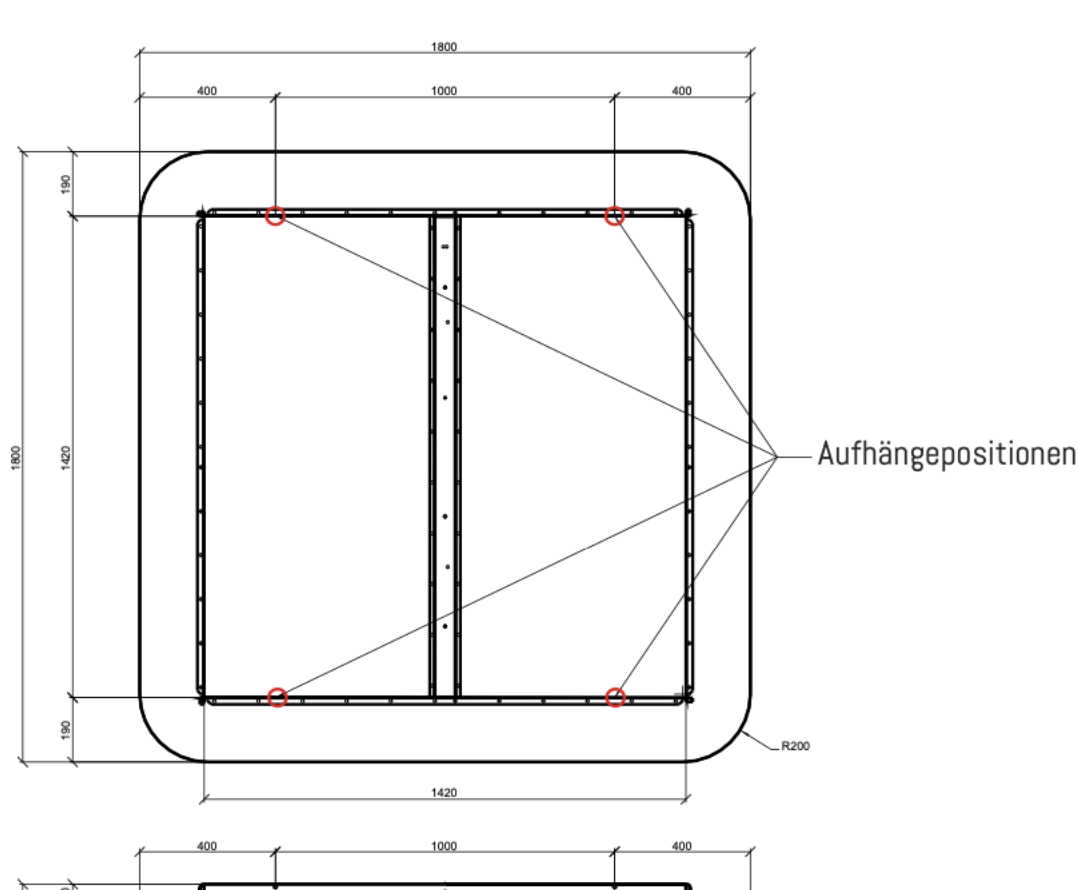
- ANSCHLUSSPANNUNG** 230 V +/- 10% AC/DC
- SCHUTZART/-KLASSE** IP 20 / Schutzklasse 1
- FARBWIEDERGABEINDEX** CRI > 80
- FARBKONSISTENZ** < 3SDMC
- ENERGIEEFFIZIENZ** A++
- LEBENSDAUER** > 50'000 h (L80 B10)
- DIFFUSOR** Mikroprismen-Abdeckung
- UGR** < 19



## DIMENSIONEN & TEILE

### ECHOLED® 24MM LINEAR M1 SQUARE

ELE24LM1180180A  
 Akustikabsorber: 1800 x 1800 x 24 mm  
 Leuchte: 1420 x 60 x 50 mm  
 Rahmen: 1420 x 1420 x 50 mm

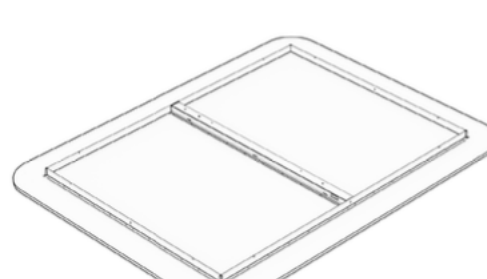
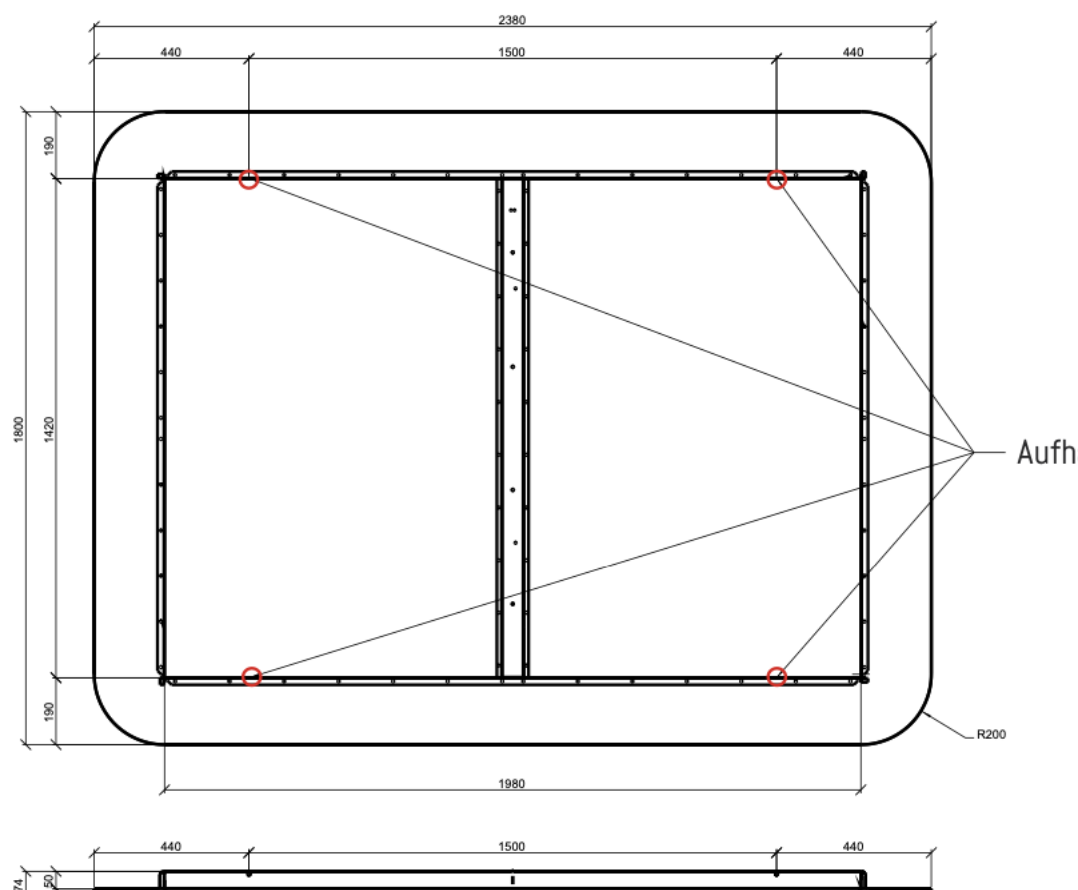


Ohne Stromkabel



### ECHOLED® 24MM LINEAR M1 RECTANGLE

ELE24LM1238180A  
 Akustikabsorber: 2380 x 1800 x 24 mm  
 Leuchte: 1420 x 60 x 50 mm  
 Rahmen: 1980 x 1420 x 50 mm

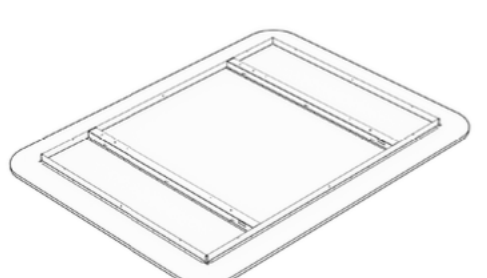
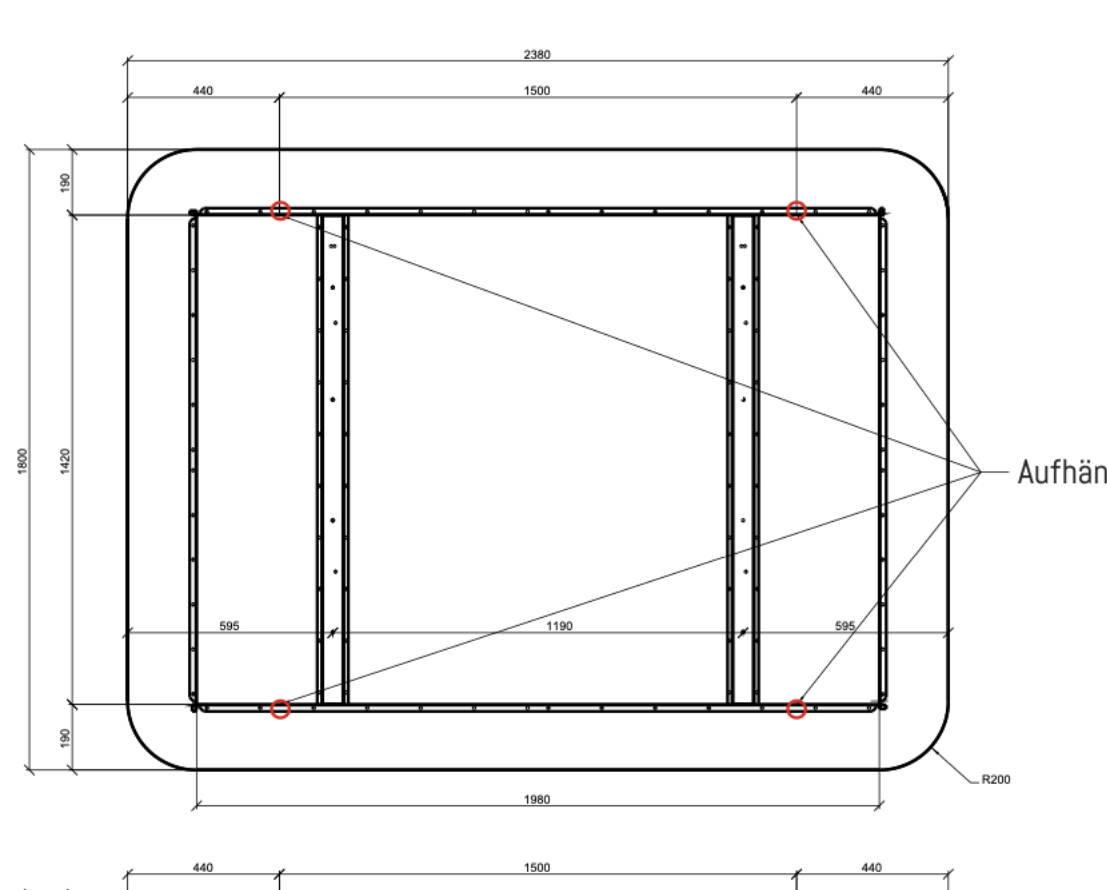


Ohne Stromkabel



### ECHOLED® 24MM LINEAR M2 RECTANGLE

ELE24LM2238180A  
 Akustikabsorber: 2380 x 1800 x 24 mm  
 Leuchte: 1420 x 60 x 50 mm  
 Rahmen: 1980 x 1420 x 50 mm

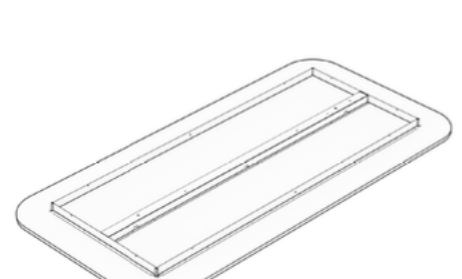
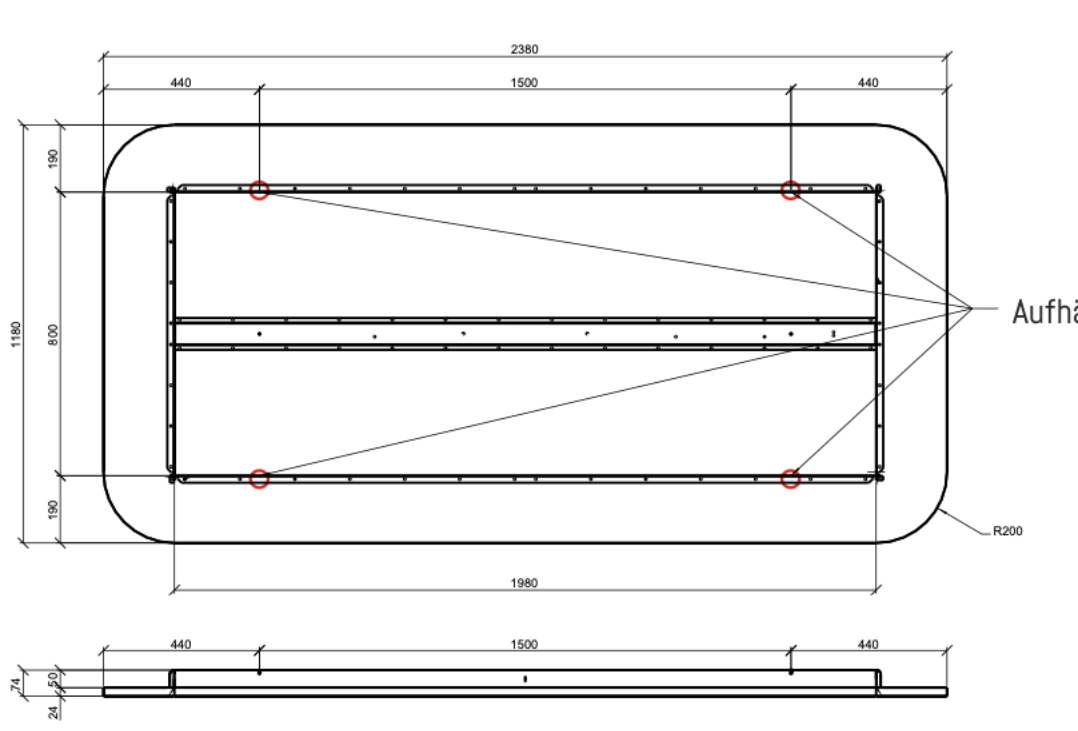


Ohne Stromkabel



### ECHOLED® 24MM LINEAR L1 RECTANGLE M

ELE24LL1238118A  
 Akustikabsorber: 2380 x 1180 x 24 mm  
 Leuchte: 1980 x 60 x 50 mm  
 Rahmen: 1980 x 800 x 50 mm

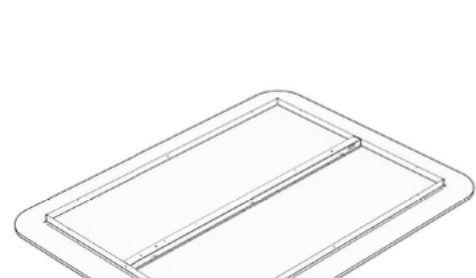
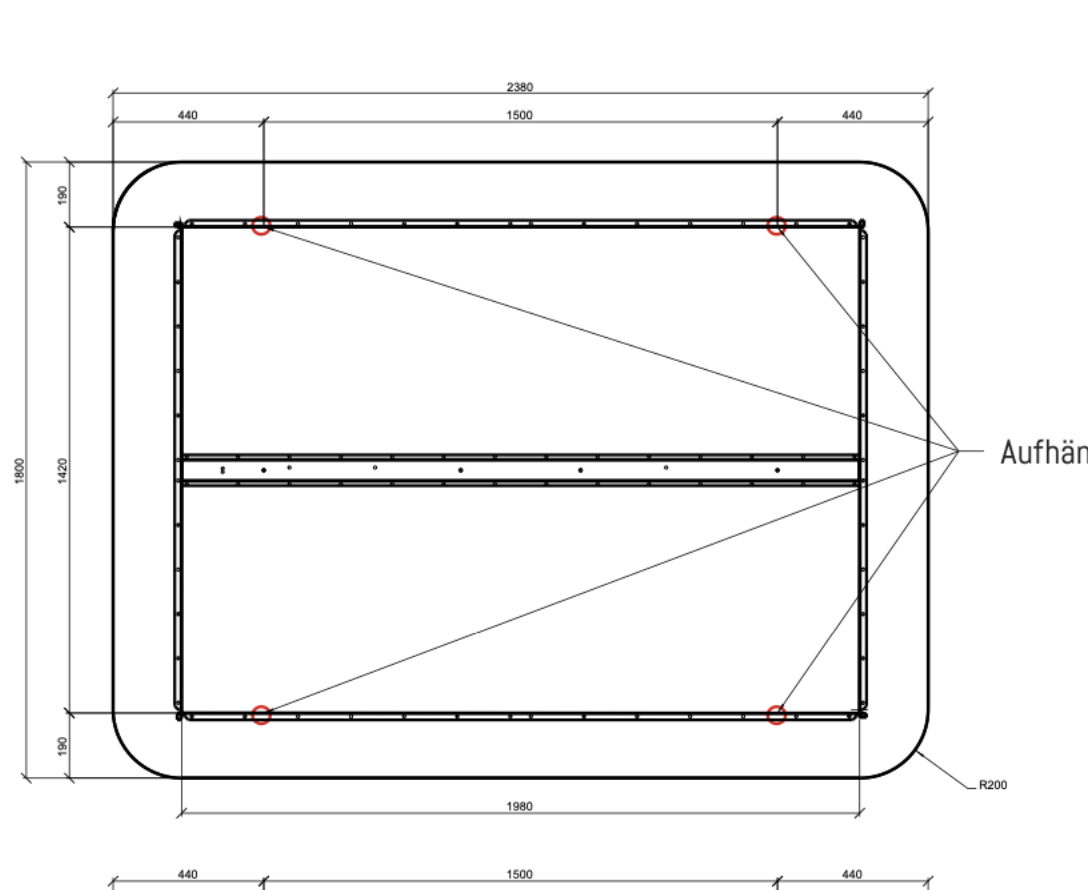


Ohne Stromkabel



### ECHOLED® 24MM LINEAR L1 RECTANGLE L

ELE24LL1238180A  
 Akustikabsorber: 2380 x 1800 x 24 mm  
 Leuchte: 1980 x 60 x 50 mm  
 Rahmen: 1980 x 1420 x 50 mm



Ohne Stromkabel

